

PMEX UPDATE

WTI 89.34 	SELL		
	Entry	Stoploss	Take Profit
	90.44 - 90.19	91.19	89.01 - 88.43

The scrip is trading above its 50DMA on 4H chart. The RSI resides at 54.

GOLD 1,933.15 	SELL		
	Entry	Stoploss	Take Profit
	1937 - 1934	1,945.1	1926 - 1921

The scrip is trading below its 200DMA. The RSI resides at 43.

PLATINUM 918.1 	SELL		
	Entry	Stoploss	Take Profit
	927.92 - 921.72	930.14	915.35 - 907.03

The scrip is trading below its 50DMA. The RSI resides at 45

COPPER 3.67 	SELL		
	Entry	Stoploss	Take Profit
	3.6935 - 3.6772	3.72	3.6498 - 3.6219

The scrip is trading below its 50DMA. The RSI resides at 37.

DOW 34,178 	SELL		
	Entry	Stoploss	Take Profit
	34243 - 34213	34,385	34049 - 33973

The scrip is trading below its 50DMA. The RSI resides at 36.

BRENT 91.48 	SELL		
	Entry	Stoploss	Take Profit
	92.51 - 91.97	93.18	91.05 - 90.77

The scrip is trading above its 50DMA on 4H chart. The RSI resides at 53.

GAS 2.88 	SELL		
	Entry	Stoploss	Take Profit
	2.911 - 2.895	2.95	2.863 - 2.808

The scrip is trading below its 50DMA. The RSI resides at 59.

SILVER 23.22 	SELL		
	Entry	Stoploss	Take Profit
	23.418 - 23.317	23.62	23.066 - 23.85

The scrip is trading below its 50DMA. The RSI resides at 43.

COTTON 87.39 	SELL		
	Entry	Stoploss	Take Profit
	87.88 - 87.56	88.22	86.78 - 85.95

The scrip is trading above its 50DMA. The RSI resides at 59.

S&P 500 4,365 	SELL		
	Entry	Stoploss	Take Profit
	4376.37 - 4347.68	4,398	4348.8 - 4326

The scrip is trading below its 50DMA. The RSI resides at 35.

* The risk meter is the graphical representation of the probability of the success of the trading signal.

PMEX UPDATE

NASDAQ 14,877 	SELL		
	Entry	Stoploss	Take Profit
	15019 - 14977	15,114	14835 - 14764
The scrip is trading below its 50DMA. The RSI resides at 38.			

USD-JPY 148.88 	BUY		
	Entry	Stoploss	Take Profit
	148.47 - 148.73	147.98	149.13 - 149.4
The scrip is trading above its 50DMA. The RSI resides at 61.			

EUR-USD 1.0591 	SELL		
	Entry	Stoploss	Take Profit
	1.0629 - 1.0598	1.0658	1.0572 - 1.0552
The scrip is trading below its 200DMA. The RSI resides at 29.7.			

GBP-USD 1.2207 	SELL		
	Entry	Stoploss	Take Profit
	1.2235 - 1.2216	1.2273	1.218 - 1.215
The scrip is trading below its 200DMA. The RSI resides at 21.			

* The risk meter is the graphical representation of the probability of the success of the trading signal.

Major Headlines

Oil prices inch lower as Fed, China fears dent outlook

Oil prices fell slightly in Asian trade on Tuesday amid growing fears that higher-for-longer U.S. interest rates will weigh on demand, while renewed concerns over China's economy also dented sentiment. Strength in the dollar put a damper on oil prices, as hawkish signals from the Federal Reserve saw the greenback scale a 10-month peak, pushing up crude costs for international buyers. [see more...](#)

Gold prices creep lower as dollar, yields surge on hawkish Fedspeak

Gold prices fell in Asian trade on Tuesday, facing consistent pressure from a stronger dollar and higher Treasury yields as Federal Reserve officials reiterated the bank's outlook for higher interest rates. [see more...](#)

Wall Street Revises Rules to Speed Up Options Trading on New Ipos

Leading Wall Street exchanges have expedited investor access to options trading for newly listed companies, a development that took place quietly over the summer. The revision has shortened the post-IPO waiting period for options trading from four sessions to a mere two. This change was notably observed in several major IPOs this month. [see more...](#)

USD/JPY surges to 11-month high around 148.90 on market caution, upbeat US Treasury yields

USD/JPY trades near 148.90 close to an 11-month high during the Asian session on Tuesday. The US Dollar (USD) continues to strengthen, partly due to cautious market sentiment and higher US Treasury yields. [see more...](#)

EUR/USD trades below 1.0600 marked lowest since March, Eurozone HICP, US Core PCE eyed

EUR/USD continues to move on the downward path, trading lower around 1.0580 during the early trading hours of the Asian session on Tuesday. The pair has posted the lowest close on Monday since March despite the European Central Bank (ECB) President Christine Lagarde's statement. [see more...](#)

GBP/USD hangs near multi-month low, seems vulnerable around 1.2200 amid bullish USD

The GBP/USD pair enters a bearish consolidation phase during the Asian session on Tuesday and oscillates in a range just above its lowest level since March 17 touched the previous day. Spot prices currently trade around the 1.2220. [see more...](#)

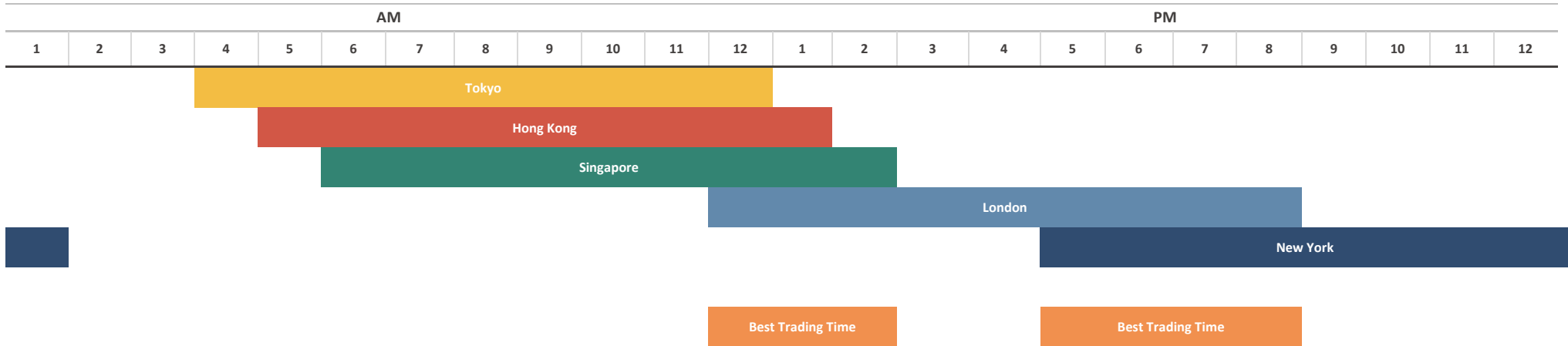
ECONOMIC CALENDAR

Event	Dates	Time	Currency	Importance	Actual	Forecast	Previous
Building Permits	26-Sep-23	5:00 PM	USD	High Volatility		1.543M	1.443M
CB Consumer Confidence (Sep)	26-Sep-23	7:00 PM	USD	High Volatility		105.6	106.1
New Home Sales (Aug)	26-Sep-23	7:00 PM	USD	High Volatility		700K	714K
Core Durable Goods Orders (MoM) (Aug)	27-Sep-23	5:30 PM	USD	High Volatility		0.20%	0.50%
Crude Oil Inventories	27-Sep-23	7:30 PM	USD	High Volatility			-2.135M
GDP (QoQ) (Q2)	28-Sep-23	5:30 PM	USD	High Volatility		2.20%	2.00%
Initial Jobless Claims	28-Sep-23	5:30 PM	USD	High Volatility		217K	201K
Pending Home Sales (MoM) (Aug)	28-Sep-23	7:00 PM	USD	High Volatility		0.30%	0.90%
Fed Chair Powell Speaks	29-Sep-23	1:00 AM	USD	High Volatility			
GDP (QoQ) (Q2)	29-Sep-23	11:00 AM	GBP	High Volatility		0.20%	0.10%
GDP (YoY) (Q2)	29-Sep-23	11:00 AM	GBP	High Volatility		0.40%	0.20%
CPI (YoY) (Sep)	29-Sep-23	2:00 PM	EUR	High Volatility		4.60%	5.20%
Core PCE Price Index (YoY) (Aug)	29-Sep-23	5:30 PM	USD	High Volatility		3.90%	4.20%
Core PCE Price Index (MoM) (Aug)	29-Sep-23	5:30 PM	USD	High Volatility		0.20%	0.20%

Source: Investing.com

FOREX MARKETS' STATISTICS

Forex Market Hours

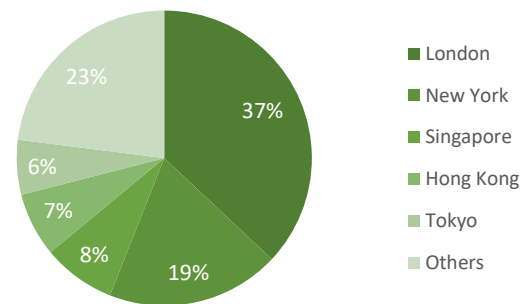


Note: This chart shows the normal forex trading times of all the major forex trading centers across the globe in Pakistan Standard Time.

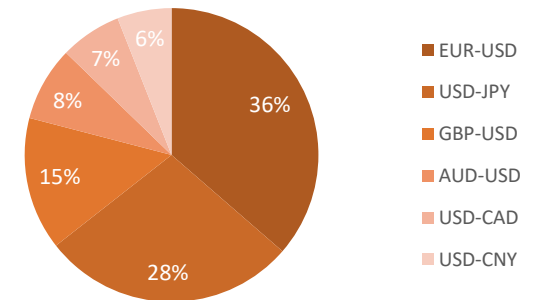
Forex Turnover by Counterparty



Markets' Share in Total Forex Turnover



Most Traded Currency Pairs



Sources: ACPL Research, Forexmarkethours, Dailyfx, Ig

DISCLAIMER

This report has been prepared by Abbasi and Company (Private) Limited and is provided for information purposes only. Abbasi and Company (Private) Limited (ACPL) is engaged in brokerage business of commodities futures in Pakistan and to provide the trading/ execution facility on Pakistan Mercantile Exchange (PMEX). There is risk of loss in trading in derivatives (futures). The author, directors and other employees of Abbasi and Company (Private) Limited and its affiliates cannot be held responsible for any loss in trading. Futures; futures on margin carries a high level of risk and may not be suitable for all investors. The high degree of leverage can work against the investor/ traders. Before deciding to invest in Commodity derivatives, you should carefully consider your investment objectives, level of experience, and risk appetite. The possibility exists that you could sustain a loss of some or all of your initial investment and therefore you should not invest money that you cannot afford to lose. You should be aware of all the risks associated with futures trading in commodities and other financial products. We take no responsibility for any loss made in investment on any instruments through us. In any event Abbasi and Company (Private) Limited, its affiliates, agents will not be liable to anyone for any decision made or action taken for investment/trading. Abbasi and Company (Private) Limited, its affiliates, directors and employees cannot be held responsible for any loss in trading due to any problem in connectivity; failure of system; technical problem in the software or any other reason whatever. All the reports/ recommendations/ trading calls/ opinions are advisory in nature and contains the opinions of the author, which are not to be construed as investment advices. The author, directors and other employees of Abbasi and Company (Private) Limited and its affiliates cannot be held responsible for the accuracy of the information presented herein or for the results of the positions taken based on the opinions expressed in the reports/ views from Abbasi and Company (Private) Limited. All the views/ recommendations/ trading calls and opinions are based on the information, which are believed to be accurate and no assurance can be given for the accuracy of these information.

Derivatives trading involve substantial risk. The valuation of the underlying may fluctuate, and as a result, clients may lose their entire original investment. In no event should the content of this research report be construed as an express or an implied promise, guarantee or implication by, or from, Abbasi and Company (Private) Limited that you will profit or that losses can, or will be, limited in any manner whatsoever. Past results are no indication of future performance. The information provided in this report is intended solely for informative purposes and is obtained from sources believed to be reliable. Information is in no way guaranteed. No guarantee of any kind is implied or possible where projections of future conditions are attempted. Investments in securities market are subject to market risks, read all the related documents carefully before investing.

All rights reserved by Abbasi and Company (Private) Limited. This report or any portion hereof may not be reproduced, distributed, or published by any person for any purpose whatsoever. Nor can it be sent to a third party without prior consent of Abbasi and Company (Private) Limited. Action could be taken for unauthorized reproduction, distribution, or publication.

The research analyst, primarily involved in the preparation of this report, certifies that (1) the views expressed in this report accurately reflect his/her personal views about the subject commodity/index /currency pair and (2) no part of his/her compensation was, is or will be directly or indirectly related to the specific recommendations or views expressed in this report.

DISCLOSURE

Following exchange rates are used to convert investment and profit values:

- USD/PKR: 291.76
- JPY/PKR: 1.97

To arrive at our Target Price, Abbasi & Company (Private) Limited uses following methods:

- Technical Analysis
- Fundamental Analysis

Furthermore, profit and returns are inclusive of all expenses including PMEX Fee, ACPL Fee & Sales Tax

RESEARCH DISSEMINATION POLICY

Abbasi & Company (Private) Limited endeavors to make all reasonable efforts to disseminate research to all eligible clients in a timely manner through either physical or electronic distribution such as email, fax mail etc. Nevertheless, all clients may not receive the material at the same time.

PREPARED BY

Haroon Abdul Razzaq
Phone: (+92) 42 38302028
Ext: 116
Email: haroon@abbasiandcompany.com

RESEARCH DEPARTMENT

6 - Shadman, Lahore
Phone: (+92) 42 38302028; Ext: 116, 117
Email: research@abbasiandcompany.com
web: www.abbasiandcompany.com

HEAD OFFICE

6 - Shadman, Lahore
Phone: (+92) 42 38302028
Email: support@abbasiandcompany.com
web: www.abbasiandcompany.com